



Small Sealed AGM Batteries

The Sealed Battery Specialists

AGM SPECIFICATIONS

4V BATTERIES

Model	Nominal Voltage (V)	Nominal Capacity (AH)			Weight		Terminal		Dimensions (Inch)				Dimensions (mm)				Maximum Discharge Current (A) for 5 sec.	Maximum Charge Current (A)
		20hr Rate F.V. (1.75V/cell)	10hr Rate F.V. (1.75V/cell)	5hr Rate F.V. (1.75V/cell)	g.	lbs.	Type	Position	L	W	H	TH	L	W	H	TH		
ES4.5-4	4	4.5	4.275	3.825	652	1.43	F2	6	1.89	2.05	3.70	3.94	48	52	94	100	180	1.35
ES9-4	4	9	8.55	7.65	1187	2.61	F2	3	3.98	1.73	3.74	4.02	101	44	95	102	360	2.70

6V BATTERIES

Model	Nominal Voltage (V)	Nominal Capacity (AH)			Weight		Terminal		Dimensions (Inch)				Dimensions (mm)				Maximum Discharge Current (A) for 5 sec.	Maximum Charge Current (A)
		20hr Rate F.V. (1.75V/cell)	10hr Rate F.V. (1.75V/cell)	5hr Rate F.V. (1.75V/cell)	g.	lbs.	Type	Position	L	W	H	TH	L	W	H	TH		
ES1.2-6	6	1.2	1.14	1.00	308	0.68	F1	2	3.82	0.98	2.05	2.24	97	25	52	57	48	0.36
ES3-6	6	3	2.85	2.55	692	1.52	F1	2	5.28	1.34	2.32	2.56	134	34	59	65	120	0.90
ES3-6H	6	2.8	2.66	2.4	569	1.25	F1	1	2.60	1.30	3.82	4.09	66	33	97	104	112	0.84
ES3.8-6	6	3.8	3.61	3.23	735	1.62	F1	1	2.60	1.30	4.65	4.96	66	33	118	126	152	1.14
ES4-6	6	4.5	4.275	3.825	908	2.00	F1	1	2.76	1.85	3.98	4.21	70	47	101	107	180	1.35
ES7-6	6	7	6.65	5.95	1312	2.89	F1	2	5.94	1.34	3.70	3.94	151	34	94	100	280	2.10
ES8.2-6 S	6	9	8.55	7.65	1570	3.47	F1	8	3.88	2.20	4.65	4.65	98	56	118	118	360	2.70
ES12-6	6	12	11.4	10.2	2034	4.47	F1, F2	2	5.94	1.97	3.70	3.90	151	50	94	99	240	3.60
ES12-6 RND	6	13	12.35	11.05	2179	4.79	WIRE(wi50-63)	7	4.25	2.76	5.51	5.51	108	70	140	140	520	3.90
ES12-6 SQR	6	13	12.35	11.05	2179	4.79	WIRE(wi50-54)	7	4.25	2.76	5.51	5.51	108	70	140	140	520	3.90
ES13-6	6	13	12.35	11.05	2179	4.79	F1-, F2+	18	4.25	2.76	5.51	5.51	108	70	140	140	520	3.90
ES42-6	6	42	39.9	35.7	6180	13.60	F2	14	6.38	3.46	6.42	6.69	162	88	163	170	1680	12.60

12V BATTERIES

Model	Nominal Voltage (V)	Nominal Capacity (AH)			Weight		Terminal		Dimensions (Inch)				Dimensions (mm)				Maximum Discharge Current (A) for 5 sec.	Maximum Charge Current (A)
		20hr Rate F.V. (1.75V/cell)	10hr Rate F.V. (1.75V/cell)	5hr Rate F.V. (1.75V/cell)	g.	lbs.	Type	Position	L	W	H	TH	L	W	H	TH		
ES0.8-12	12	0.7	0.665	0.595	370	0.82	WIRE(wi50-10)	15	3.78	0.98	2.44	2.44	96	25	62	62	28	0.21
ES1.2-12	12	1.2	1.14	1.02	596	1.31	F1	4	3.82	1.69	2.09	2.32	97	43	53	59	48	0.36
ES1.9-12	12	2.3	2.185	1.96	1060	2.34	F1	2	7.01	1.34	2.36	2.60	178	34	60	66	92	0.69
ES2-12SLM	12	2	1.9	1.7	762	1.68	F1	12	5.91	0.79	3.54	3.54	150	21	90	90	72	0.54
ES2.3-12V	12	2.1	1.9	1.785	682	1.50	F13	16	7.17	0.91	2.40	2.40	182	23	61	61	20	0.69
ES2.9-12	12	2.9	2.755	2.465	1263	2.79	F1	13	3.11	2.20	3.90	4.21	79	56	99	107	116	0.87
ES3-12	12	3	2.85	2.55	1370	3.02	F1	4	5.28	2.64	2.34	2.58	134	67	60	66	120	0.90
ES3-12R	12	2.8	2.66	2.4	1160	2.55	F1	2	5.24	1.30	3.82	4.09	133	33	97	104	112	0.84
ES5-12*	12	5	4.75	4.25	1830	4.04	F1, F2	3	3.54	2.76	4.00	4.25	90	70	101	108	200	1.50
ES7-12*	12	7.2	6.84	6.12	2678	5.91	F1, F2	5	5.94	2.56	3.70	4.02	151	65	94	102	288	2.16
ES9-12	12	9	8.55	7.65	2980	6.56	F2	5	5.94	2.56	3.70	4.02	151	65	94	102	360	2.70
ES10-12S	12	10	9.5	8.5	3335	7.34	F2	5	5.94	2.56	4.41	4.65	151	65	112	118	400	3.00
ES12-12	12	12	11.4	10.2	4270	9.39	F2	5	5.94	3.86	3.66	3.86	151	98	93	98	480	3.60
ES12-12TE	12	12	11.4	10.2	3930	8.65	F3	5	5.94	3.86	3.66	4.06	151	98	93	103	480	3.60
ES17-12	12	18	17.1	15.3	6283	13.82	F2, F3	17	7.13	2.99	6.57	6.57	181	76	167	167	720	5.40
ES20-12C	12	20	19	17.0	6600	14.55	F3	10	7.13	2.99	6.54	6.54	181	76	166	166	300	6.00
ES26-12	12	26	24.7	22.1	9327	20.52	F2, F3	17	6.54	6.89	4.92	4.92	166	175	125	125	1040	7.80
ES33-12	12	34	32.3	28.9	11107	24.44	F4	9	7.76	5.16	6.26	7.09	197	131	159	180	1360	10.20
ES40-12	12	45	42.75	38.25	14109	31.04	F4	10	7.80	6.54	6.73	6.73	198	166	171	171	1800	13.50
ES40-12HR	12	37	35.15	31.45	14640	32.28	F9	11	9.84	3.84	7.95	7.95	250	98	202	202	1480	11.10
ES50-12	12	50	47.5	42.5	14237	31.32	F8	11	7.80	6.54	6.73	6.73	198	166	171	171	1000	15.00

* Available In Flame Retardant Case.

BENEFITS

- Maintenance-Free
- Valve Regulated
- Rugged, Compact Design
- Multiple Applications
- Float or Cycle Use
- Low Self-Discharge
- Lead Calcium Construction
- Absorbed Glass Mat
- Tank Formed Plates

IMPORTANT CHARGING INSTRUCTIONS:
WARRANTY VOID IF OPENED OR IMPROPERLY CHARGED. Constant under or overcharging will damage any battery and shorten its life! Use a good constant potential, voltage-regulated charger. Do not charge in a sealed container.

Charging Voltage for 4V Batteries at 68°F
Cycle Use: 4.8-5.0V Standby Use: 4.5-4.6V

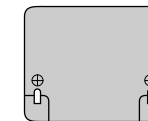
Charging Voltage for 6V Batteries at 68°F
Cycle Use: 7.2-7.5V Standby Use: 6.75-6.9V

Charging Voltage for 12V Batteries at 68°F
Cycle Use: 14.4-15.0V Standby Use: 13.5-13.8V

NON-SPILLABLE by DOT (Department of Transportation), ICAO (International Commercial Airline Organization), and IATA (International Airline Transport Association) definitions.



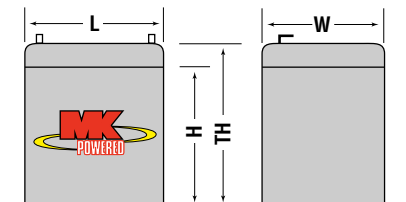
ISO 9001
ISO 14001



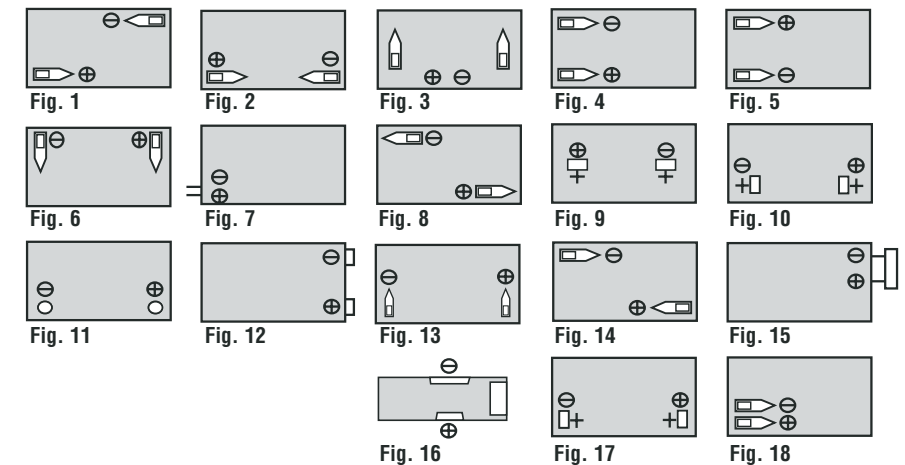
EXTERIOR DIMENSIONS

AMBIENT TEMPERATURE

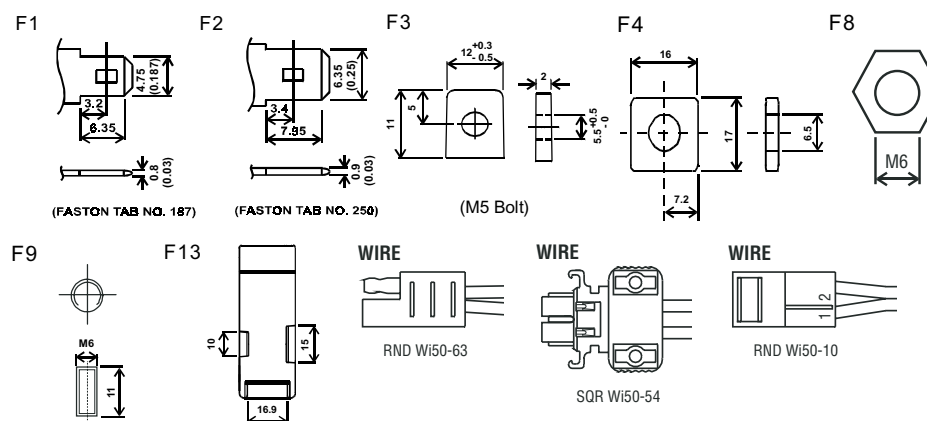
Charge	Discharge	Storage
0°C (32°F)	-15°C (5°F)	-15°C (5°F)
40°C (104°F)	50°C (122°F)	40°C (104°F)



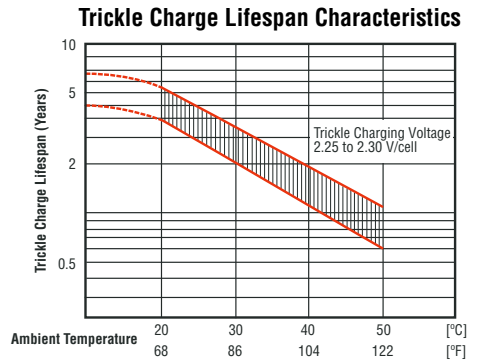
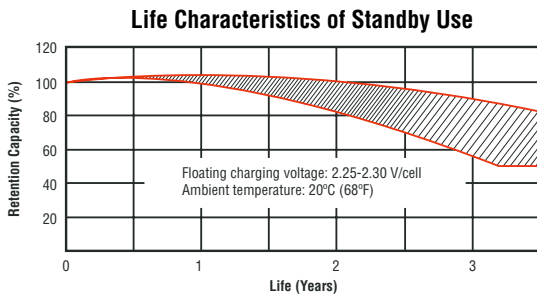
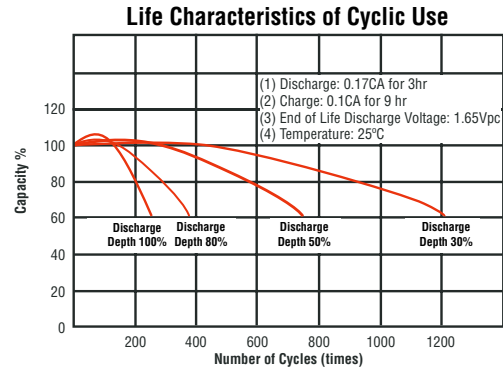
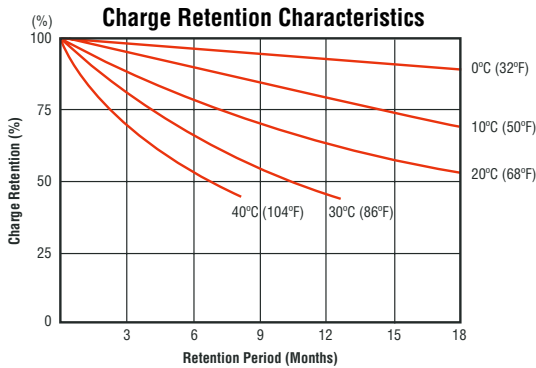
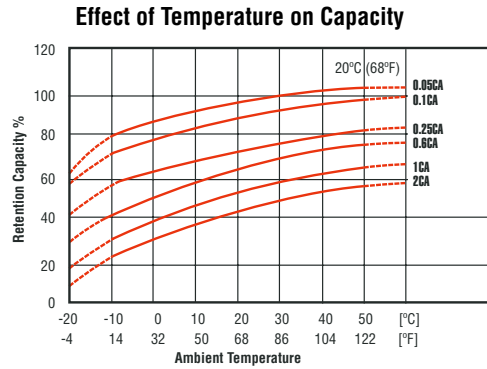
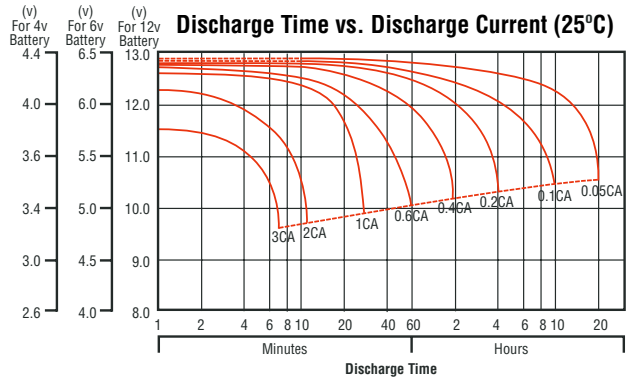
TERMINAL POSITIONS



TERMINAL TYPE MM (INCH)



CHARACTERISTICS OF MK AGM BATTERIES



YOUR PARTNER IN POWER

MK Battery is one of the largest sealed lead acid battery distributors worldwide due to our total commitment to the following core principles:

MK Battery manufactures and distributes only the highest quality batteries (gel, AGM and flooded deep cycle) that are specifically designed for our customers' many, varied applications including broadband communications, UPS (uninterruptible power supplies), power wheelchairs, telephony (valve-regulated stationary), solar, marine and electronics.

MK Battery ships fresh inventory fast, often within 24 hours, from a stock of more than 100,000 batteries in multiple distribution centers throughout North America and assures our customers proper spent battery disposal through EPA permitted smelters. (Please note that violation of hazardous waste disposal laws place heavy penalties on offenders).

MK Battery is genuinely concerned for our customers' well-being as a long-term partner... not just a supplier. MK Battery listens to our customers and delivers what you want, when you need it.

Products
Service
Customer Care



MK Battery: 1645 South Sinclair Street • Anaheim, California 92806
Toll Free 800-372-9253 • Tel 714-937-1033 • Fax 714-937-0818 • Website: www.mkbattery.com • Email: sales@mkbattery.com